
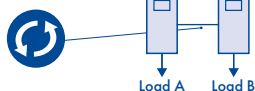
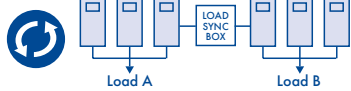
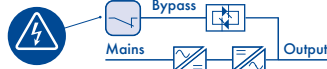



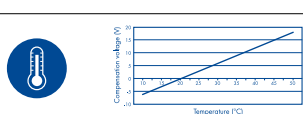







## 3-PHASE UPS'S OPTIONS

	Description	When do I use it
	<b>PARALLEL KIT</b>	When the unit is to be paralleled for load sharing
	<b>LOAD SYNC FOR SINGLE UNITS</b>	To synchronize single units' output for no-break load transfers by downstream static transfer switches
	<b>LOAD SYNC BOX</b>	To synchronize the output of two paralleled UPS systems for no-break load transfers by downstream static transfer switches
	<b>BACKFEED INTERNAL TRIPPING DEVICE</b>	To be fully protected against backfeed energy upon static bypass failure
	<b>TOP CABLE ENTRY</b>	To allow input and output cable entry from the top of the unit
	<b>ISOLATION TRANSFORMER</b>	To galvanically isolate UPS from load or to change system's earth arrangement
	<b>BATTERY FUSED SWITCH BOX</b>	To disconnect and protect an external battery pack
	<b>BATTERY TEMPERATURE PROBE</b>	For charging voltage compensation against temperature
	<b>Input terminal block FOR REMOTE EPO</b>	When the Emergency Power Off (EPO) has to be commanded by a remote control button
	<b>Input terminal block FOR EXTERNAL MANUAL BYPASS SWITCH AUXILIARY CONTACT</b>	When there is an external maintenance bypass switch, for state monitoring
	<b>Input terminal block FOR EXTERNAL BATTERY SWITCH AUXILIARY CONTACT</b>	When there is an external battery switch, for state monitoring
	<b>Input terminal block FOR EXTERNAL OUTPUT CIRCUIT BREAKER</b>	When there is an external output breaker, for status monitoring
	<b>Input terminal block FOR REMOTE BYPASS TRANSFER</b>	When the transfer to bypass mode can be commanded by an external contact
	<b>Input terminal block FOR DIESEL MODE CONTACT</b>	When battery recharge has to be inhibited over genset operation
	<b>VOLT FREE CONTACT CARD</b>	To send UPS status to PLC's, SCADA's or AS400's by voltage free SPDT contacts
	<b>REMOTE MONITORING PANEL</b>	To monitor UPS status by a LED panel from a remote control room (relay card required)
	<b>RS485 MODBUS-RTU PORT</b>	To send UPS status to BMS's by RS485 connection and ModBus-RTU protocol. For remote monitoring and remote service
	<b>WEB/SNMP ADAPTER</b>	To send UPS status to BMS's by Ethernet connection and SNMP or ModBus over IP protocol. To monitor UPS status by any internet browser from workstations. To receive SMS or e-mail alerts from the UPS on any portable device

● Included ● Optional

	B8031FXS B8033FXS	Ingenio Compact	Ingenio Plus	Ingenio Max	B9000FXS	B9600FXS	Ingenio Max XT
	●	●	●	●	●	●	
	●		●	●	●	●	●
			●	●	●	●	●
	Included contactor	Contactor (Included output contact for external tripping device)	Tripping coil (Included output contact for external tripping device)	Tripping coil (Included output contact for external tripping device)	Contactor	Included contactor	Tripping coil (Included output contact for external tripping device)
	Custom version only	Custom version only	Custom version only	●	●	●	Included on demand
	Input transformer, internal or extended cabinet. Output transformer for B8031FXS	Input transformer, extended cabinet	Input transformer, internal up to 80 kVA or extended cabinet	Input transformer, extended cabinet	Bypass transformer, extended cabinet	Bypass transformer, extended cabinet	Input transformer, extended cabinet
	●	●	●	●	●	●	●
	For internal or external battery	For internal or external battery	For internal up to 80 kVA or external battery	For external battery	For external battery	For external battery	For external battery
	●	●	● Included in 60-160 kVA	●	●	●	●
	●	●	● Included in 60-160 kVA	●	●	●	●
	●		●	●	●	●	●
			● Included in 60-160 kVA	●	●	●	●
			● Included in 60-160 kVA	●	●	●	●
	●		● Included in 60-160 kVA	●	●	●	●
	●	●	●	●	●	●	●
	●		●	●	●	●	●
	●	●	●	●	●	●	●
	●	●	●	●	●	●	●

Borri S.p.A. Via 8 Marzo, 2 - 52011 - Bibbiena (AR) Italy - Tel. +39 0575 5351 - Fax. +39 0575 561811 - info@borri.it  
 Extract from OMG60326revA 07-2020. Due to our policy of continuous development, data in this document is subject to change  
 without notice and becomes contractual only after written confirmation.